



Celebrating 20 years of service to the East Columbus community, Columbus Arts & Technology Academy (CATA) is a public charter school providing an innovative, EK-12 education enriched with Art, Media Arts & Tech.



CATA offers numerous pathways for study at the secondary level including career certifications and career-based intervention support. Students can begin earning college credits in 7th grade through the College Credit Plus program. The school offers robust extracurriculars and sports including Basketball, Dance, Flag Football, Soccer, Track & Field, and Volleyball.

Additionally, CATA offers a before and afterschool program for working parents as well as free breakfast, lunch, counseling, and transportation services.

### **MISSION STATEMENT**

To surpass the global standards of academic excellence by investing in partnerships with our students, community and home environments, in order to encourage the development of creativity and self-direction. Through the cooperative efforts of the school community, students will develop the knowledge, responsibility and a positive self-concept needed to become effective citizens in our ever-changing and multicultural world.

**GRADES SERVED**

**Early K - 12**

**PRINCIPAL**

**Mackenzie Eikenberry**

**REGIONAL VICE PRESIDENT**

**Dr. Natalee Long**

**SCHOOL YEAR OPENED**

**2004-05**

**MANAGED BY ACCEL SINCE**

**2015-16**

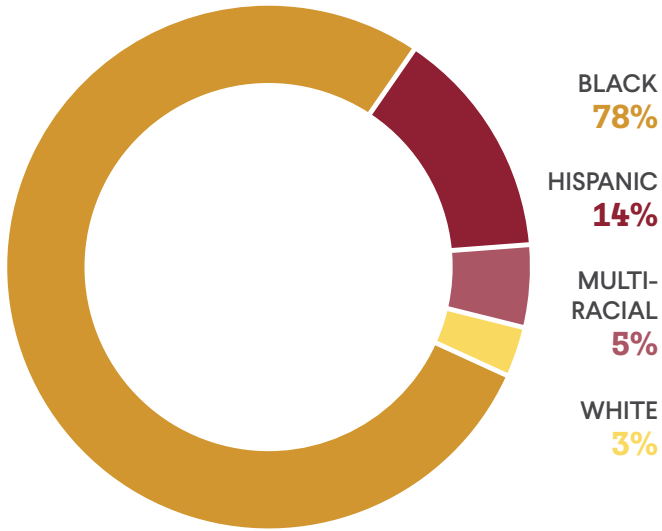
**AUTHORIZER**

**Ohio Council of  
Community Schools**



**2022-23**  
**ANNUAL REPORT**

## STUDENT DEMOGRAPHICS



**471**

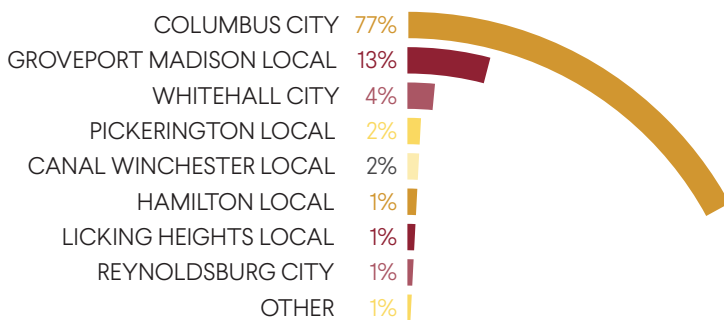
AVERAGE DAILY ENROLLMENT

**85%**

AVERAGE DAILY ATTENDANCE



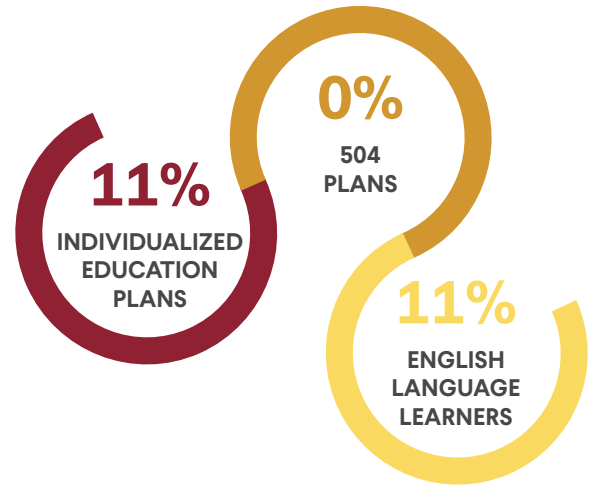
## DISTRICTS OF RESIDENCE



## INSTRUCTIONAL & SUPPORT STAFF



## SPECIAL POPULATIONS



**96% ECONOMICALLY DISADVANTAGED**

**25% STUDENT MOBILITY RATE**

**2% UNHOUSED**

## HIGHLIGHTS

- Provided 1155 instructional hours, 26% more than the Ohio requirement for charter schools
- 100% of students met the state requirements for promotion to Grade 4
- 100% of seniors graduated; half of graduates planned to go to college and the other half planned on trade school, military, and direct to career
- Track & Field team placed 2nd overall in the league
- Hosted successful summer school program with 35 participants; Third grade students increased their numbers on the i-Ready Reading retake

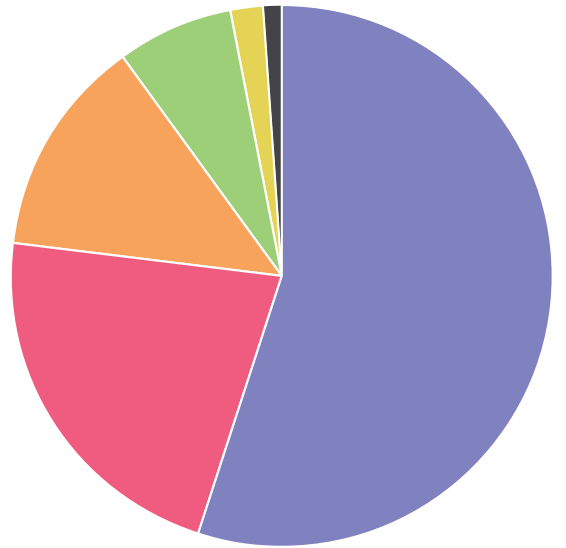
## STATE REPORT CARD

PERFORMANCE INDEX SCORE <b>51.7</b>	OVERALL RATING <b>★★</b>
ACHIEVEMENT COMPONENT <b>★</b>	PROGRESS COMPONENT <b>★★</b>
GAP CLOSING COMPONENT <b>★</b>	EARLY LITERACY COMPONENT <b>★★</b>
GRADUATION RATE <b>100%</b>	GRADUATION COMPONENT <b>★</b>



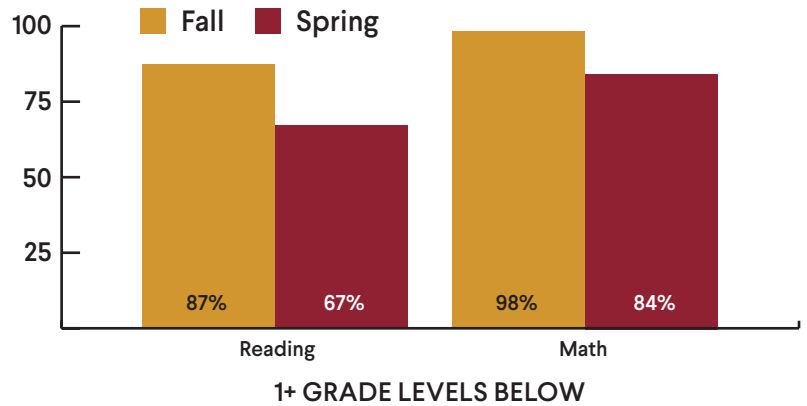
## ACHIEVEMENT BY PERFORMANCE LEVEL

**LIMITED**  
**55%**  
**BASIC**  
**22%**  
**PROFICIENT**  
**13%**  
**ACCOMPLISHED**  
**7%**  
**ADVANCED**  
**1%**  
**UNTESTED**  
**2%**



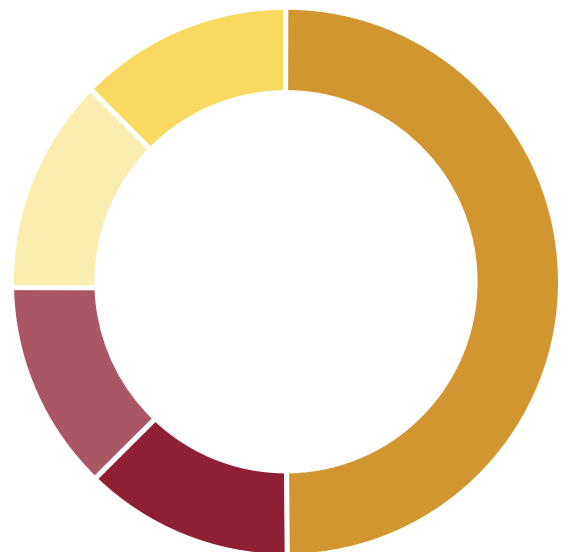
## ANNUAL GROWTH IN READING & MATH

*i-Ready Assessment, Fall 2022 to Spring 2023*



## POST GRADUATION PLANS

**4 YEAR COLLEGE**  
**50%**  
**2 YEAR COLLEGE**  
**12.5%**  
**TRADE SCHOOLS**  
**12.5%**  
**MILITARY**  
**12.5%**  
**DIRECT TO CAREER**  
**12.5%**





SCHOOL BOARD PRESIDENT  
**DAMIAN GIAMMARCO**

SECRETARY  
**MATTHEW QUILLEN**

TREASURER  
**NICHOLAS EUTON**

BOARD MEMBERS  
**NATASHA CORNELIUS**  
**MATTHEW JACOBS**  
**MARCUS MORRIS**

**AUTHORIZED BY**

Ohio Council of Community Schools (OCCS) uses various methods to evaluate the school's performance including published tests and other academic scores such as the Ohio Department of Education Local Report Card and supporting data. OCCS regional representatives visit our partner schools regularly ensuring compliance with federal, state, and contractual requirements. The results of this monitoring for the 2022-2023 school year are published in the 2022-2023 Ohio Council of Community Schools Annual Report, available after November 30 at [www.ohioschools.org](http://www.ohioschools.org).



**FINANCIAL DATA**

State Sources	4,591,094
Federal Sources	2,446,778
Local Sources	0
<b>TOTAL REVENUES</b>	<b>\$7,037,872</b>

Salaries & Wages	1,964,178
Employee Benefits	468,155
Purchased Services	3,176,245
Supplies & Materials	183,038
Capital Outlay	74,178
Other Expenses	330,437
<b>TOTAL EXPENSES</b>	<b>\$6,196,229</b>

*At time of publication, 2023 fiscal year data was not available from the Ohio Auditor of State. For updated information visit: [www.auditor.state.oh.us](http://www.auditor.state.oh.us)*

