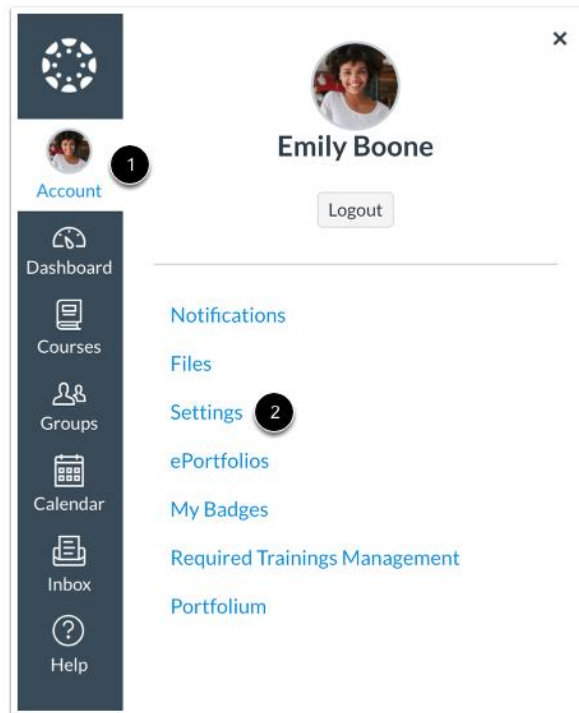


How to Generate your Pairing Code

Login to Canvas.

Go to Account (1)

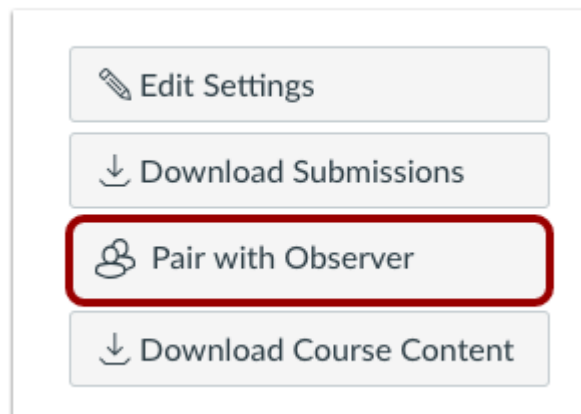
Go to Settings (2)



Click on Settings to go to that page.

On the right hand side, look for these menu options.

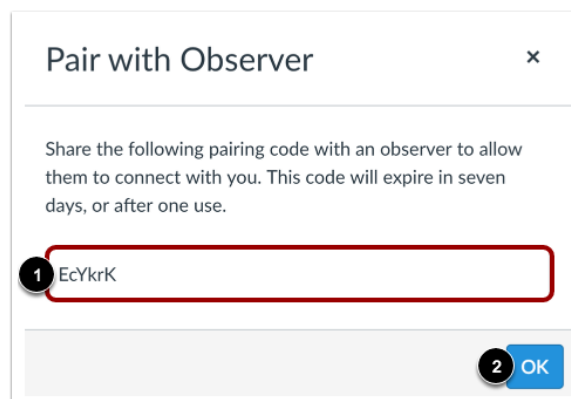
Click on the “Pair with Observer” option.



After you click that, you will see a small window open that contains a 6 digit code.

Write down this code to give to the person who will be using a parent observer account.

NOTE: This code will expire in 7 days OR after someone uses it.



In addition to being linked to your student, you can also see the Parent Resource Course

<https://accelschoolsonlineoh.instructure.com/courses/5264>

